

Examples hourly capacity data and price differences

Interconnectors in the Nordics

CONTENT

- Overview of interconnectors in the Nordics
- Transmission and price differences Q3

Overview of interconnectors in the Nordics

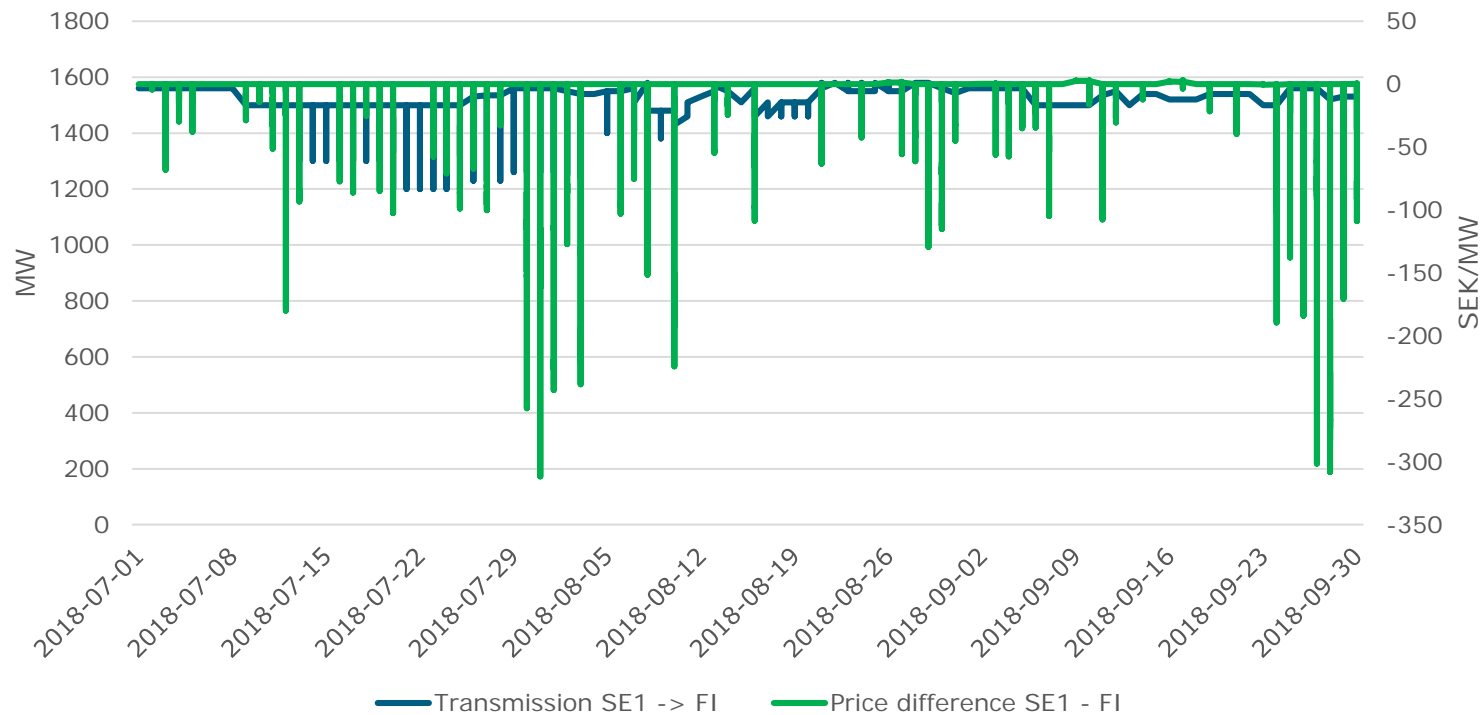
Interconnectors in the Nordics
SE1 - SE2
SE1 - FI
SE1 - NO4
SE2 - SE3
SE2 - NO4
SE2 - NO3
SE3 - NO1
SE3 - DK1
SE3 - FI
SE3 - SE4
SE4 - LT
SE4 - DK2
NO1 - NO2
NO1 - NO3
NO1 - NO5
NO2 - DK1
NO2 - NO5
NO3 - NO5
NO3 - NO4
NO4 - FI
DK1 - DK2
LT - LV
LV - EE
FI - EE

Outside the Nordics
Russia - NO4
Russia - FI
Russia - EE
Russia - LV
Ryssland - LT
Belarus - LT
Germany - SE4
Germany - DK1
Germany - DK2
Poland - SE4
Poland - LT
Netherlands - NO2

Total = 36

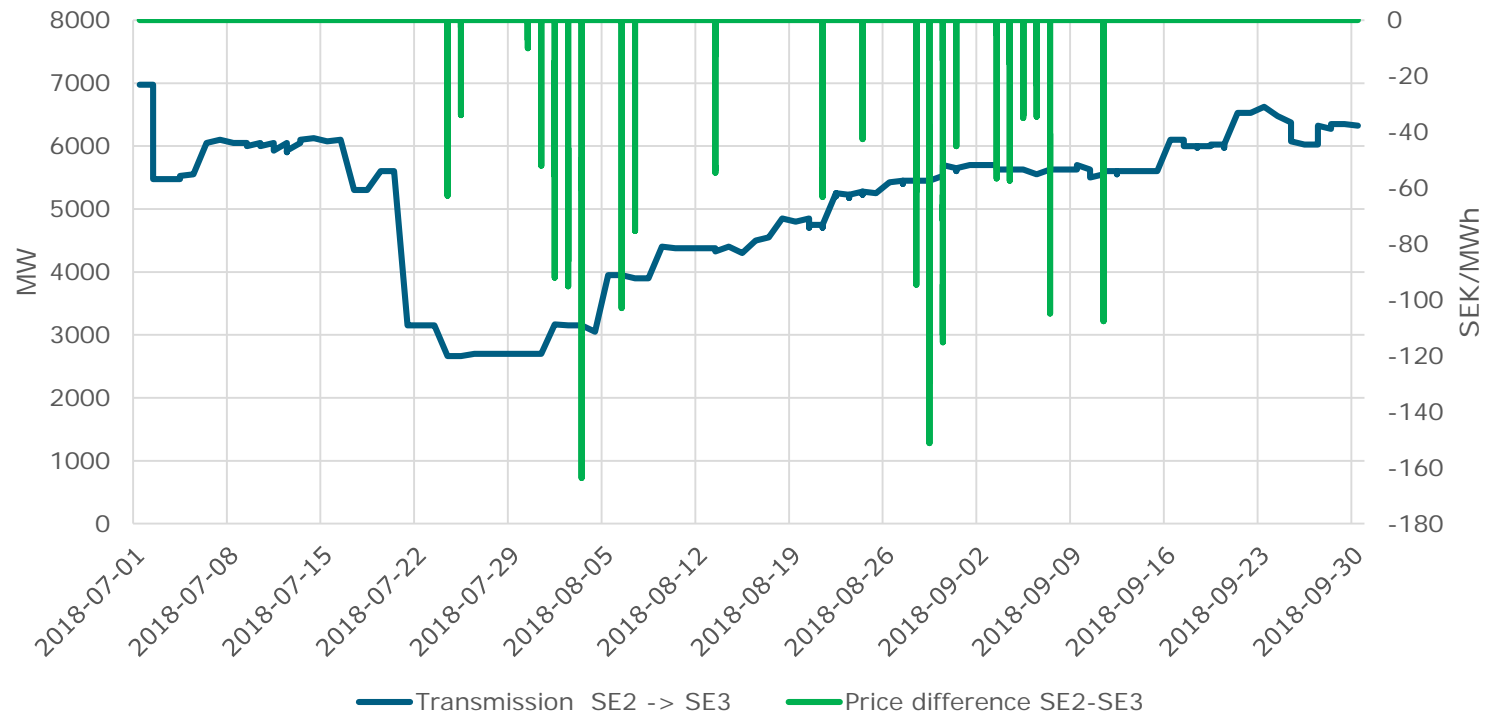
Transmission and price differences Q3

2018-07-01 – 2018-09-30
SE1 -> FI



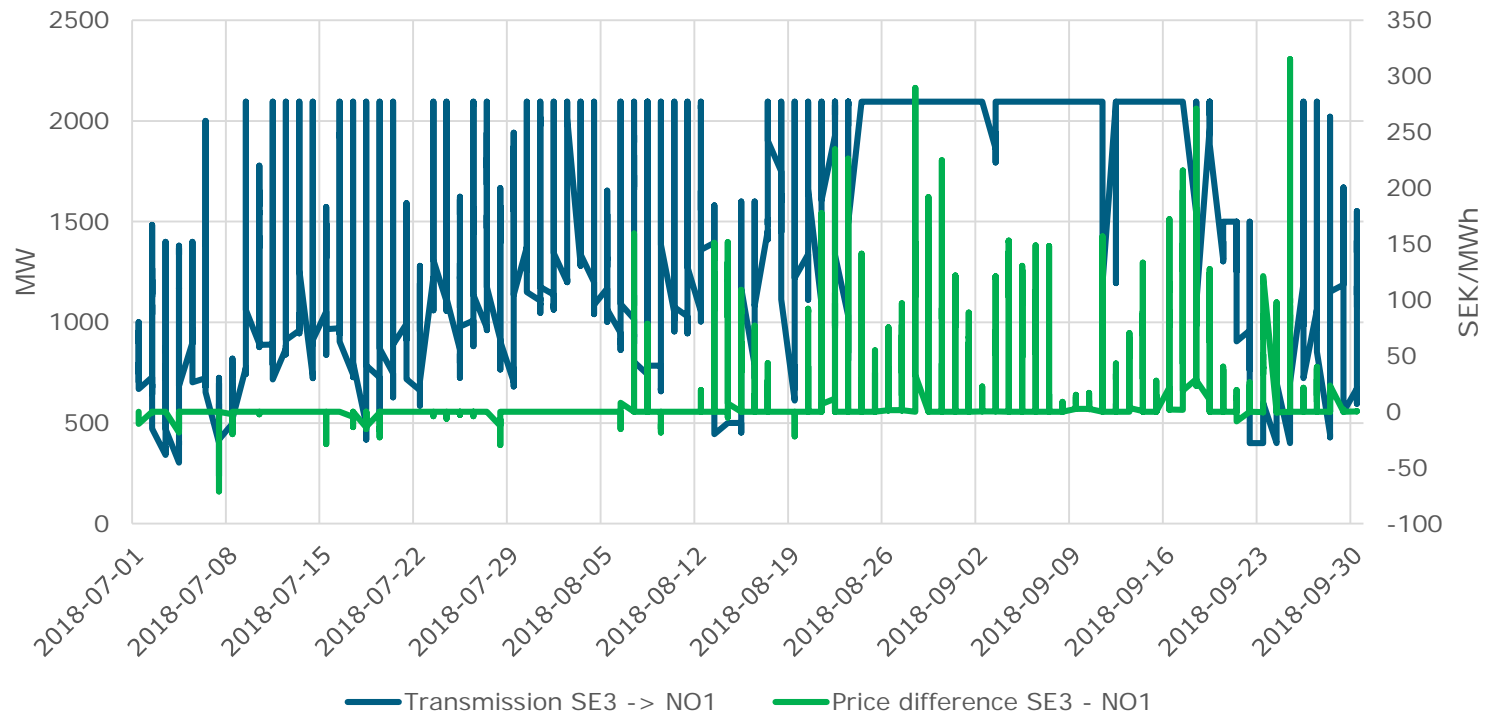
Transmission and price differences Q3

2018-07-01 – 2018-09-30
SE2 -> SE3



Transmission and price differences Q3

2018-07-01 – 2018-09-30
SE3 -> NO1



Transmission and price differences Q3

2018-07-01 – 2018-09-30
DK1 -> SE3

